



Catawba Regional

Council of Governments

2024 PROGRAM OF WORK

OUR MISSION

Grow the economy

Facilitate growth of the regional and state economy

Plan for the future

Assist in planning for the region's future

Support communities

Support and strengthen communities in need

Encourage collaboration

Encourage collaboration, communication, and cooperation among leaders and governments in our region

Celebrate impact

Celebrate 52 years of service to, and impact for, our region and state

WHAT WE DO



COMMUNITY DEVELOPMENT

- Grant writing/administration for infrastructure and community improvements

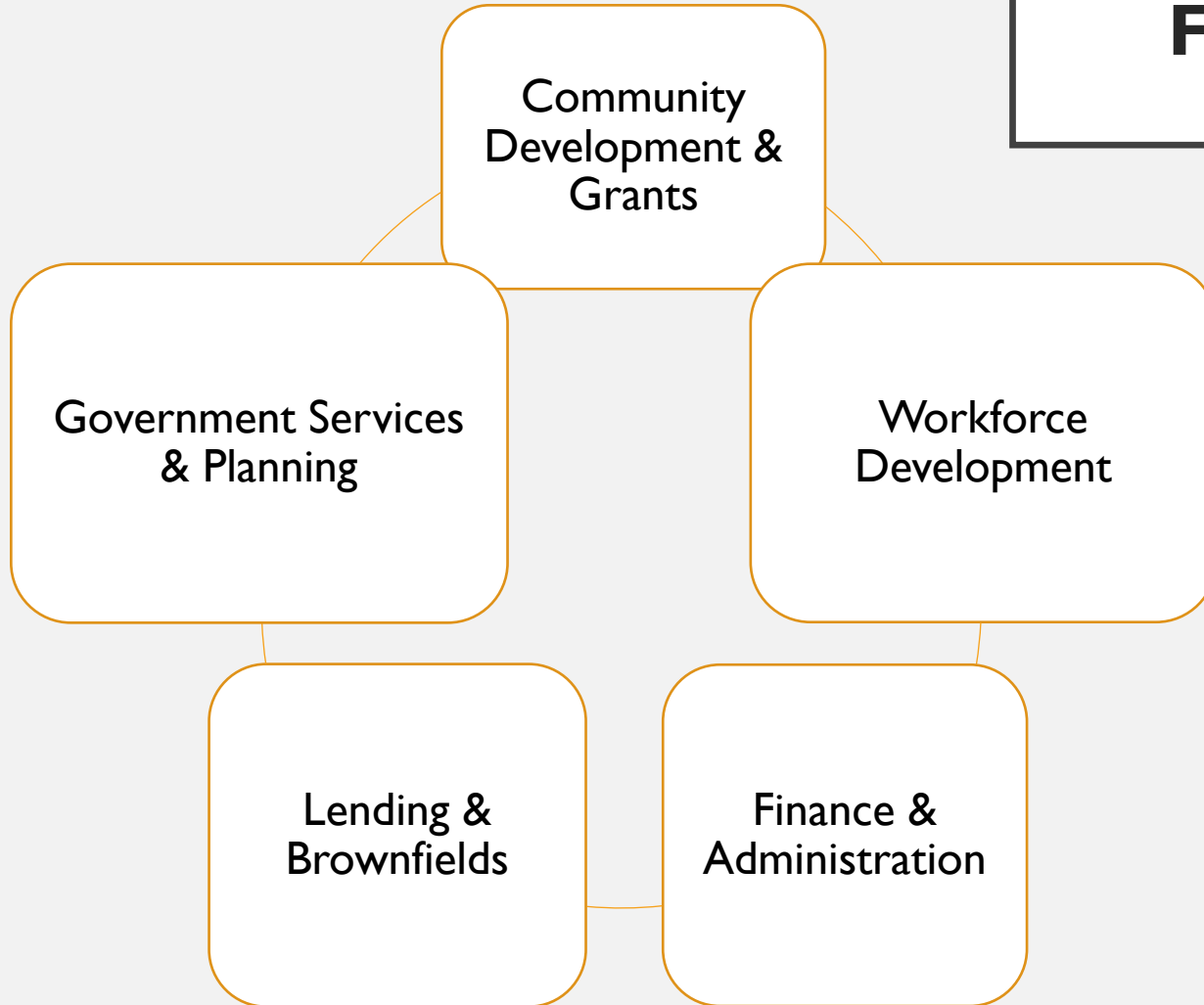
ECONOMIC DEVELOPMENT

- Facilitating economic growth through workforce development/job training, business capital formation, and area redevelopment

GOVERNMENT SERVICES & PLANNING

- Efficient, effective planning and services for our localities, including transportation planning for the rural portion of the region

FUNCTIONAL UNITS & FY24 STAFFING PLAN



- Current Staffing:
 - 19 direct FTE, 1 contractor;
 - 15 FTE contract workforce staff
 - FY24 – 3 additional FTE to support additional work in brownfields, business lending, and community development grants

Program	# Grants	\$ Grants	Total Project \$
CDBG	19	\$ 12,994,782	\$19,923,401
RIA	14	\$ 8,021,600	\$ 8,044,055
PRT/LWCF	2	\$ 350,000	\$ 725,000
EDA	5	\$ 10,042,675	\$13,457,864
SRF	3	\$ 2,489,600	\$ -
ARC	5	\$ 1,298,761	\$ 1,926,874
PHMSA	1	\$ 5,580,974	\$ 5,580,794
TOTAL	49	\$40,778,392	\$49,657,988

COMMUNITY DEVELOPMENT - GRANTS IN PROCESS

- 49 grant projects for \$40.8 million in process
- 8 applications pending for an additional \$3.12 million

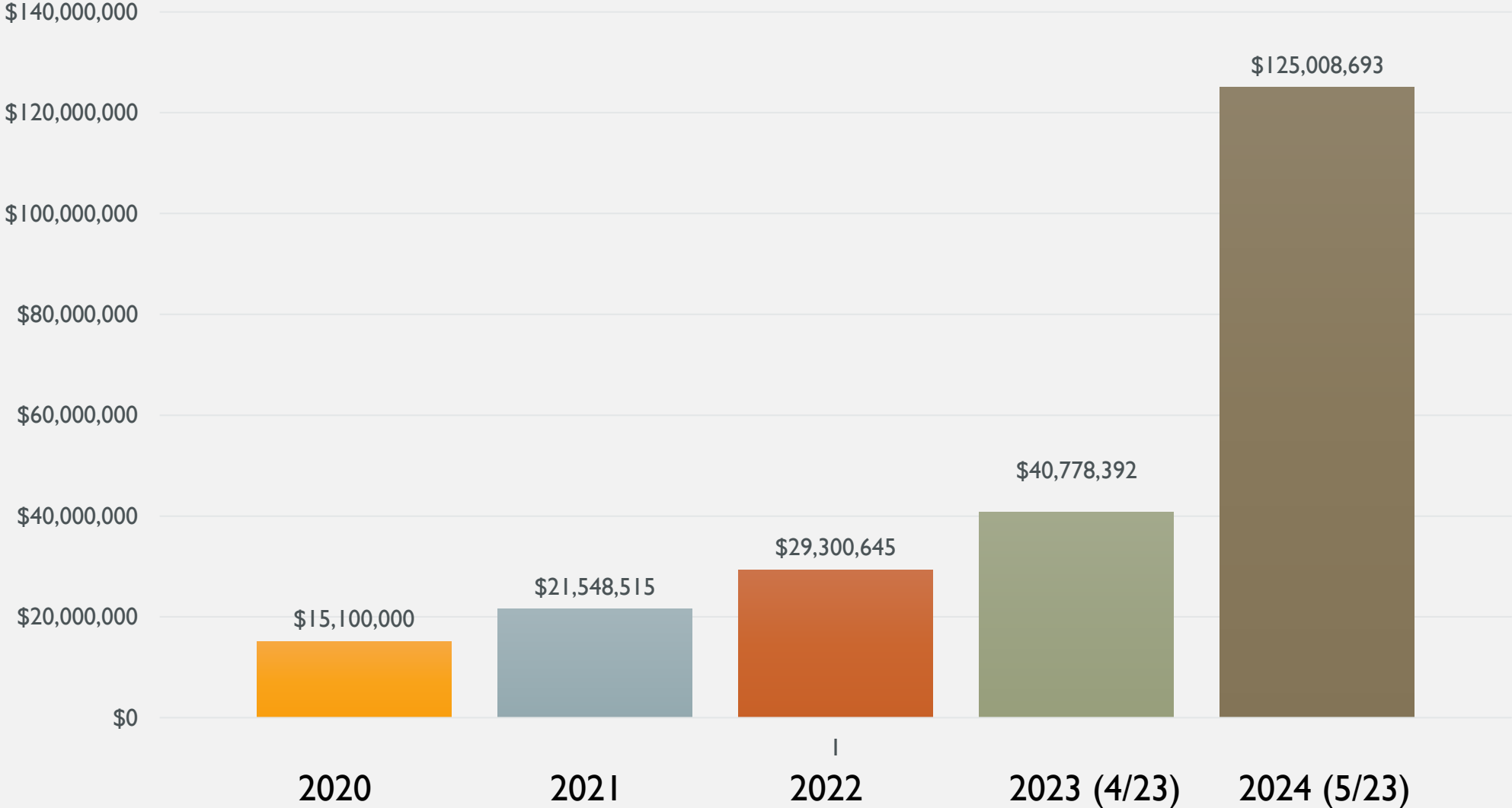
COMMUNITY DEVELOPMENT – RIA SCIIP GRANTS

- 5/2023 – ARP Act Grants Awarded
- Rural Infrastructure Authority (RIA) - SC Infrastructure Investment Program (SCIIP)
- Administering 11 grants for \$84.3 million, with project costs of \$114 million.

Applicant	Project/Purpose	Grant \$	Total Project \$
Town of Fort Lawn	Wastewater System Improvements	\$ 4,531,500	\$ 5,390,000
LCWSD	Reg. Water Transmission Riverside Rd	\$10,000,000	\$17,134,619
Heath Springs	Sewer Outfall Line Replacement	\$2,975,000	\$3,500,000
City of Lancaster	WWTP Optimization & Flood Proofing	\$10,000,000	\$12,453,000
Union Co./MRRWC	Hwy 49 E. Water Line Upgrade & Repl.	\$ 9,840,365	\$11,576,900
City of Union	Union Jonesville Regional Wastewater	\$8,868,000	\$10,433,000
City of Union	Cherokee Sewer Rehabilitation	\$2,673,125	\$3,145,125
York County	Crowders Creek Pump Station Repl.	\$10,000,000	\$15,273,385
Town of Fort Mill	Infrastructure Improvements	\$6,619,644	\$7,787,816
Town of Great Falls	Collection System Upgrades	\$8,822,847	\$10,379,820
City of York	Infrastructure Improvements	\$10,000,000	\$16,912,406
TOTAL	CRCOG wrote 12 of 17 SCIIP Grant applications in the Catawba Region	\$84,330,481	\$113,986,071

COMMUNITY DEVELOPMENT - IMPACT

\$ AWARDED GRANTS IN PROCESS



AWARD WINNING!

GRAZIER RHEA

**Catawba Regional Community
Development Director**

receives the

**Municipal Association of SC and the SC
Community Development Association**

HETTIE RICKETT LEADERSHIP AWARD

*for “outstanding leadership and community
building skills, exemplifying the spirit of
community development”*

May 18, 2023

(Pictured with daughter, Evelyn
and husband, Toy)



Program year 2022 - 2nd Quarter Adult/DW/Youth Performance Summary Rolling-4

Catawba										
Indicator/Program	Title I Adult Goal	Title I Adult Actual	Title I Adult % of Goal	Title I DW Goal	Title I DW Actual	Title I DW % of Goal	Title I Youth Goal	Title I Youth Actual	Title I Youth % of Goal	Overall Indicator Score
Employment Rate Q2	82.0	84.8	103.4%	86.7	88.3	101.8%	80.5	89.7	111.4%	105.6%
Employment Rate Q4	78.0	82.6	105.9%	87.5	86.7	99.1%	80.3	84.5	105.2%	103.4%
Median Earnings	\$6,500	\$8,365	128.7%	\$8,000	\$9,826	122.8%	\$4,500	\$6,175	137.2%	129.6%
Credential Rate	68.4	60.5	88.5%	70.0	87.0	124.3%	56.5	42.0	74.3%	95.7%
Measurable Skill Gains	60.0	70.0	116.7%	64.3	70.5	109.6%	48.0	58.3	121.5%	115.9%
	Overall Program Score		108.6%	Overall Program Score		111.5%	Overall Program Score		109.9%	

ECONOMIC DEVELOPMENT - WORKFORCE

- Funding expected to remain stable ~ \$2.7 million for SC Works Center operations, training, and administration
- All state goals met for PY22; Excellent monitoring from SC DEW
- FY23:/24 Catawba Regional bid out workforce center & contractor services for FY24. Contract awarded to Equus Workforce Services (current provider)

ECONOMIC DEVELOPMENT - LENDING

- ~\$40 million of lending assets under management
 - LTD – 368 loans for \$92.7 million; \$170.7 million leveraged; 3,200+ jobs created
 - 2022 Production:
 - 26 loans approved for \$6.36 million; 23 loans closed for \$4.4 million
 - FY23/24 – additional \$2.7 million granted by EDA to increase COVID-19 Revolving Loan Fund
 - Leveraging COVID-19 RLF funds with de-federalized “Legacy” RLF Funds
 - Application for \$1 million USDA Intermediary Relending Program (IRP) low-interest loan
 - Named to Advisory Committee for EDA-funded Community of Practice for the Atlanta Federal Region (RLF Program Mentor)



ECONOMIC DEVELOPMENT - BROWNFIELDS

FY24: \$500,000 EPA assessment grant – potential sites vetted by COG Executive Committee

FY23/24: Subgrant of \$1,000,000 SC DHEC funds for SC BEST Assessment Program with 10 SC COGS

FY23/24: \$1 million loan to private developer for Gordon Mill cleanup in Greenville

FY24: \$3 million of new Brownfields RLF funding pending from EPA via the Bipartisan Infrastructure Law (BIL)

FY23/24: Sub-grant for Great Falls Republic Mill No. 1 increased from \$126,000 to \$200,000



Gordon Street Mill schematic for Safe Harbor Women's Shelter

Planning Services and Technical Assistance

- Hazard Mitigation Plans, ADA Planning
- Comprehensive Plans, Capital Improvement Plans
- Economic Development and Population Studies
- FY24 – Pollution Reduction Planning Project (SC part of CLT MSA) with Centralina Regional Council for Air quality, Solid Waste, Transportation, Fuel/Energy Efficiency




Technology and Tools

- Geographic Information Systems (GIS) Services
Aerial Video and Photography
- Mapping, App Development

**GOVERNMENT SERVICES
& PLANNING**

GOVERNMENT SERVICES & PLANNING

- **Rural Transportation and Transit Planning**
- SC DOT contract for rural transportation planning services provides \$125,000 annually which is matched by local COG funds (member dues)
- COG programs \$5.62 million of federal Guideshare funding for rural (non RFATS MPO) transportation projects
- COG rates and ranks rural transit grant applications (5310/11)
- COG manages/develops Rural Planning Work Program (RPWP), CRCOG Transportation Improvement Program (TIP) and the Long Range Transportation Plan (LRTP)



**QUICK HITS -
IMPACT BY THE
NUMBERS**

\$125,000,000 - total infrastructure & community grants awarded/under management

\$40,000,000 - total lending assets under management

\$18,000,000 - total CRCOG fund balances - < \$500,000 of liabilities

7,294 individuals served through Catawba SC Works Centers in latest program year

\$24,000,000 – total transportation projects programmed in the region’s guideshare Transportation Improvement Program

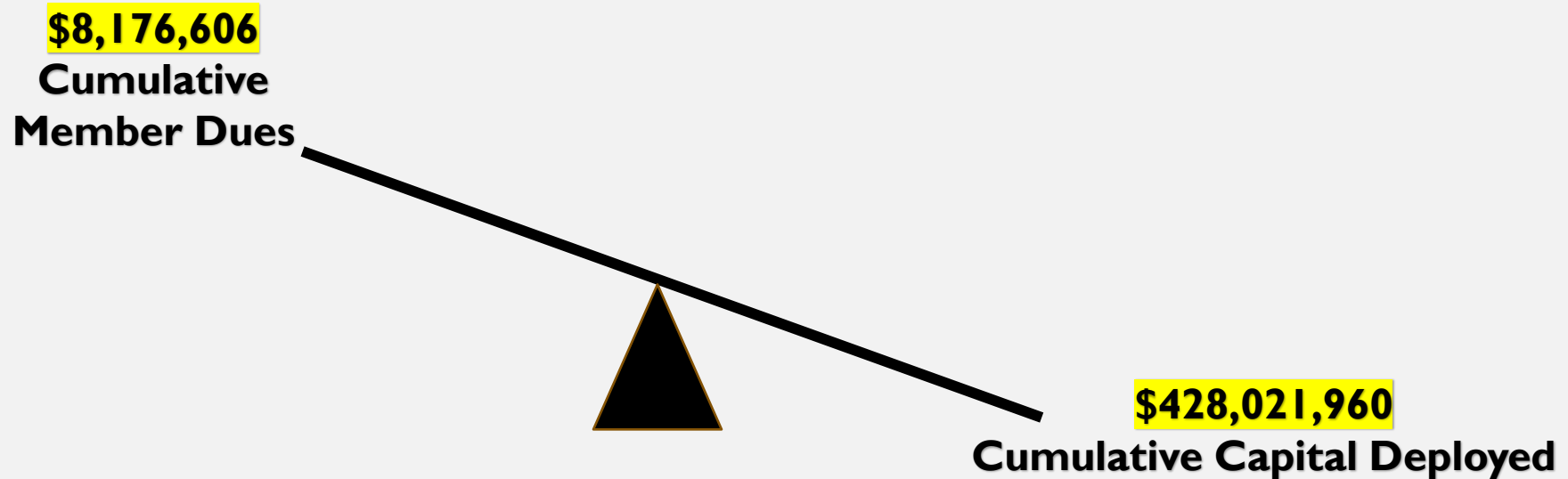
FY24 Operating Budget Revenue	FY24 Workforce Development/ Other Passthrough Revenues	FY23 New RLF Grant Revenue and CRDC Revenue	FY23 CD/ED Grants Awarded & In Process	FY23 SC DOT Guide- share Funds	Estimated Total Direct, Indirect, & Managed Revenues
\$2,923,372	\$2,700,000+ \$650,000	\$1,700,335	\$125,008,693/3 = \$41,669,564	\$5,622,000	\$55,265,271

**CATAWBA REGIONAL COUNCIL OF GOVERNMENTS
DIRECT AND INDIRECT REVENUES
UNDER MANAGEMENT**

RETURN ON INVESTMENT (12/31/22)

Life-to-date Return on Investment (ROI): **\$52.35:\$1**

For every \$1 of member-dues invested, \$52.35 of capital has been deployed across the region, an increase of \$.41 over 2021. (Note: also before any SCIIP grants awarded)





**Catawba
Regional
Council of Governments**